



District Report Card: 2017


State: Bihar	District: Samastipur
Class: 5	Subject: Language
Schools: 59	Students: 1365


Participation/Coverage


Students

<div>GENDER</div> <div></div>	Boys				Girls			
	Number		%		Number		%	
	646		47.33		719		52.67	

<div>AREA</div> <div></div>	Rural				Urban			
	Number		%		Number		%	
	1341		98.24		24		1.76	

<div>CATEGORY</div> <div></div>	SC		ST		OBC		GEN	
	Number	%	Number	%	Number	%	Number	%
	457	33.48	0	0.00	806	59.05	102	7.47

<div>CWSN</div> <div></div>	LD	VI	HI	S&LD	ID	Oth
	7	1	0	1	1	0

<div>Management</div> <div></div>	Government			Government-aided		
	Number		%	Number		%
	1365		100.00	0		0.00

Average Performance of Students in Language (%)

Overall	Gender		Area		Management		Social Group			
	Male	Female	Rural	Urban	Govt.	Aided	SC	ST	OBC	GEN
57.69	57.06	58.26	57.99	40.83	57.69	0.00	54.72	0.00	58.82	62.09

Performance on Learning Outcomes (LOs)

Learning Outcomes	Description	Average Performance(%)
L504	Reads and comprehends independently storybooks, news items/ headlines, advertisements etc.	55.49
L508	Reads text with comprehension, locates details and sequence of events	58.79

Range of Performance of Students who Answered Correctly							
Below 30%		30% - 50%		50% - 75%		Above 75%	
Number	%	Number	%	Number	%	Number	%
173	12.67	330	24.18	546	40.00	316	23.15

Lowest Performing Learning Outcomes (LOs)

- 1 - Reads and comprehends independently storybooks, news items/ headlines, advertisements etc. (55.49)
- 2 - Reads text with comprehension, locates details and sequence of events (58.79)